




UHF COAX SWITCHLESS COMBINER

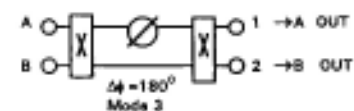
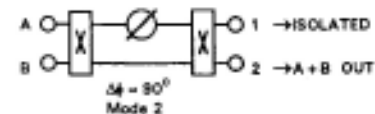
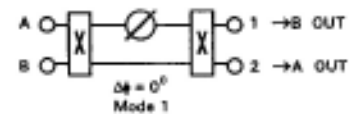
- Ideal for Main/Standby
- Switches under Tx power
- No loss of on air signal
- Compact Size
- Microprocessor Control
- Quick Installation

MCI's Coax switchless combiner is designed to combine two similar transmitters into a single output. This proven design consists of quadrature hybrids and a single ended phase shifter. MCI's switchless combiner allows the broadcaster to switch between either of two transmitter systems. All mode switching is done without shutting down the transmitters. Mode switching is controlled with MCI's "Micro Switcher". This controller eliminates complex relays found in many controllers. The compact, unitized design simplifies installation. Coax feeds between transmitter outputs and test load connections are all that is required for setup. The stand alone system can be positioned easily within the transmitter building.



MODE CHART

MODE	INPUT	$\Delta \phi$	OUTPUT
1	A or B	0°	A \rightarrow 2, B \rightarrow 1
2	A + B	90°	A+B \rightarrow 2, Iso \rightarrow 1
3	A or B	180°	A \rightarrow 1, B \rightarrow 2





SPECIFICATIONS	
VSWR:	1.08:1 over channel
Frequency:	UHF band specify channel
Insertion Loss:	0.20 dB max (0.10 dB typical)
Rejection:	see plot
Isolation:	-30 dB or more
Impedance:	50 ohms
Connections:	standard EIA coax

		UHF
FREQUENCY	(MHz)	470-860
MODEL		50554
MAX POWER (combined out)		50 kW
CONNECTORS		4 1/16
SIZE	in	47 x 35 x 78
	(cm)	(120 x 89 x 198)
WEIGHT	lbs	550
	(kg)	(250)
MODEL		50553
MAX POWER (combined out)		30 kW
CONNECTORS		3 1/8
SIZE	in	47 x 35 x 78
	(cm)	(120 x 89 x 198)
WEIGHT	lbs	550
	(kg)	(250)
MODEL		50552
MAX POWER (combined out)		10 kW
CONNECTORS		1 5/8
SIZE	in	40x32x72
	(cm)	(102x62x183)
WEIGHT	lbs	350
	(kg)	(158)

All specifications are subject to change without notice.

Options available: Wattmeter
 Couplers
 Fine Matches
 Test Load

